

## Features

- Multiturn / Wirewound / Sealed
- [Listed on the QPL](#) for style **RT22** per MIL-R-27208 and **RTR22** per High-Rel MIL-R-39015
- [Panel Mount option](#) available
- RoHS compliant\*

# 3250 - 1/2" Square Trimming Potentiometer

## Electrical Characteristics

Standard Resistance Range...10 to 50K ohms  
(see standard resistance table)  
Resistance Tolerance.....±5 % std.  
(tighter tolerance available)  
Absolute Minimum Resistance  
.....0.1 % or 1 ohm max. (whichever is greater)  
Noise.....100 ohms ENR max.  
Resolution .....See Resistance Table  
Insulation Resistance.....500 vdc.  
1,000 megohms min.  
Dielectric Strength  
Sea Level.....1,000 vac  
80,000 Feet.....400 vac  
Adjustment Travel.....25 turns nom.

## Environmental Characteristics

Power Rating @ 85 °C .....1.0 watt  
Power Rating @ 150 °C .....0 watt  
Temperature Range.....-65 °C to +150 °C  
Temperature Coefficient.....±50 ppm/°C  
Seal Test .....85 °C Fluorinert† (pin styles only)  
Humidity .....MIL-STD-202 Method 106  
(2 % ΔTR; 100 Megohms IR)  
Vibration .....30 G  
(1 % ΔTR; 0.5 % + resolution ΔVR)  
Shock .....100 G  
(1 % ΔTR; 0.5 % + resolution ΔVR)  
Load Life  
.....1,000 hours 1.0 watt @ 85 °C  
(2 % ΔTR; 500 ohms ENR)  
Rotational Life.....200 cycles  
(2 % ΔTR; 500 ohms ENR)

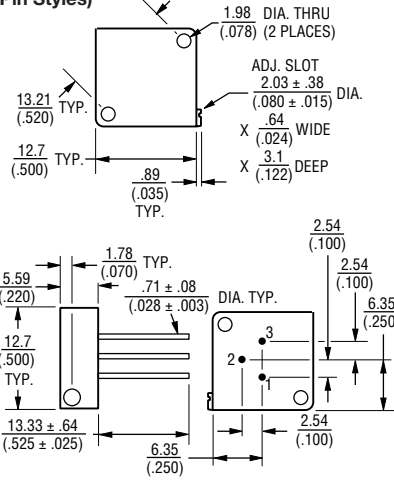
## Physical Characteristics

Torque .....5.0 oz-in. max.  
Mechanical Stops .....Wiper idles  
Terminals.....Solderable printed circuit pins  
Flexible leads (7 strands of 30 AWG)  
Weight .....0.06 oz.  
Machine Screw Mounting  
Torque .....12 oz-in. max.  
Marking.....Manufacturer's trademark,  
resistance code, terminal numbers,  
date code, manufacturer's model  
number and style  
Wiper .....50 % (Actual TR) ±10 %  
Flammability.....U.L. 94V-0  
Standard Packaging  
P&W Styles.....25 pcs. per tube  
L Style.....25 pcs. per bag  
Adjustment Tool .....H-90

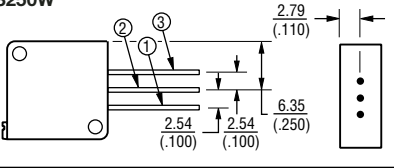
## Product Dimensions

### 3250P

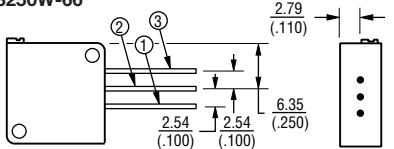
#### Common Dimensions (Pin Styles)



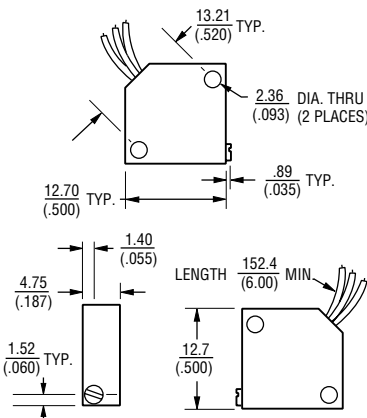
### 3250W



### 3250W-66



### 3250L



## How To Order

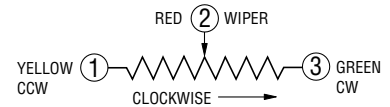
**3250 L - 1 - 103 M**  
Model \_\_\_\_\_  
Style \_\_\_\_\_  
Standard or Modified  
Product Indicator \_\_\_\_\_  
-1 = Standard Product  
Resistance Code \_\_\_\_\_  
Optional Suffix Letter \_\_\_\_\_  
M = Panel Mount  
(Factory Installed)

Consult factory for other available options.

## Standard Resistance Table

Resistance (Ohms)	Nominal Resistance Code	Resolution (Percent)
10	100	1.30
20	200	1.00
50	500	0.80
<b>100</b>	<b>101</b>	<b>0.90</b>
<b>200</b>	<b>201</b>	<b>0.70</b>
<b>500</b>	<b>501</b>	<b>0.60</b>
<b>1,000</b>	<b>102</b>	<b>0.40</b>
<b>2,000</b>	<b>202</b>	<b>0.30</b>
<b>5,000</b>	<b>502</b>	<b>0.25</b>
<b>10,000</b>	<b>103</b>	<b>0.19</b>
<b>20,000</b>	<b>203</b>	<b>0.16</b>
25,000	253	0.14
50,000	503	0.13

Popular values listed in boldface. Special resistances available.



TOLERANCES: ± 0.25 (.010) EXCEPT WHERE NOTED

DIMENSIONS ARE:  $\frac{\text{MM}}{(\text{INCHES})}$